
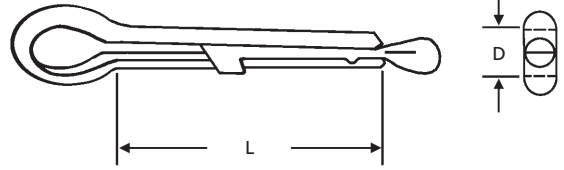


COTTER PINS

785-392-3017 FAX 785.392.2845

REVISED 06-04
www.huyett.com

PERMANENT SET



WEDGEFAST

MANUFACTURER CROSS-REFERENCE

Western Wire

CPW

Diameter (D)

Length (L)

Hole Size

Use With Shaft Size

WEIGHT
Lbs. per 100 Pieces

MATERIAL

Plain "CPW-"

CPW	Diameter (D)	Length (L)	Hole Size	Use With Shaft Size	WEIGHT Lbs. per 100 Pieces	MATERIAL
	DIAMETER	LENGTH				Plain "CPW-"
-312-2000	5/16	2	3/8	3/4 through 1	0.63	
-312-2500		2-1/2		1 through 1-1/4	0.68	
-312-3000		3		1-5/16 through 1-1/2	0.76	
-312-3500	3/8	3-1/2	7/16	1-5/16 through 1-1/2	0.88	
-375-2500		2-1/2		1 through 1-1/4	1.00	
-375-3000		3		1-5/16 through 1-1/2	1.11	


CPW

DESCRIPTION

Designed with a unique mechanism that allows the pin to be permanently self-locking. The inner tab stays in place when hammered, while the cotter pin slides down so the prongs open and lock.

WEDGEFAST

GENERAL USE



WEIRD

HOW TO IDENTIFY

1. Verify that you have a wedgie.
2. Measure diameter (D).
3. Measure length (L).
4. Find the part in the chart above.

TYPICAL PART NUMBER SEQUENCE:
CPW-375-3000

is a 3/8" x 3" plain wedge-fast cotter pin.

APPLICATION

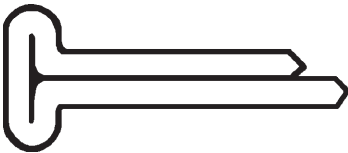


Prongs spread for a permanent fit.

PERFORMANCE RESULTS VARY. YOUR PIN SELECTION SHOULD BE MADE BASED ON INDIVIDUAL APPLICATION.

SPECIAL COTTER PINS

T-HEAD



TAPERED POINT



SQUARE CUT



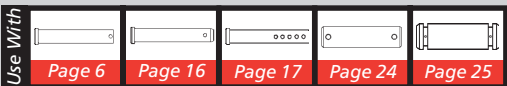
SELF LOCKING



HUMPED



CALL FOR PRICING AND AVAILABILITY.



MOST SIZES AVAILABLE IMMEDIATELY • \$2 LINE REQUESTED • CALL FOR QUANTITY DISCOUNTS