

## PIPE PLUGS

G.L. Huyett offers an array of pipe plugs that will meet nearly every need. Because of the many variations of style, specifications and materials, we are only listing highlights of the most commonly requested plugs in this catalog. For more information, visit [www.huyett.com](http://www.huyett.com).

### DRIVE TYPES

#### SQUARE HEAD



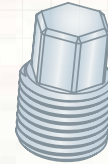
TYPE A

#### HEX HEAD



TYPE B

#### HEX HEAD SMALL



TYPE C

#### SQUARE SOCKET



TYPE D

#### HEX SOCKET



TYPE E

#### SLOTTED



TYPE F

#### SIX LOBE



TYPE G

#### HEX SOCKET, GAS



TYPE H

#### 3/8" TAPER FLUSH



TYPE J

#### 3/4" TAPER FLUSH



TYPE K

### SIZE CODES

#### IMPERIAL

1/16"	0062	1"	1000
1/8"	0125	1 1/4"	1250
1/4"	0250	1 1/2"	1500
3/8"	0375	2"	2000
1/2"	0500	2 1/2"	2500
3/4"	0750	3"	3000

#### METRIC

6.0 MM	M06	18.0 MM	M18
8.0 MM	M08	20.0 MM	M20
10.0 MM	M10	22.0 MM	M22
12.0 MM	M12	24.0 MM	M24
14.0 MM	M14	26.0 MM	M26
16.0 MM	M16	30.0 MM	M30




## PIPE PLUGS

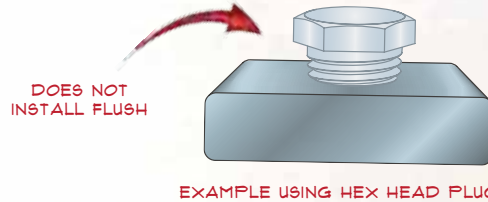
The specific thread design of pipe plugs can have significant functional impacts.

### TAPER THREAD

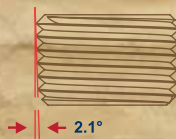
#### 3/4" TAPER SEAL



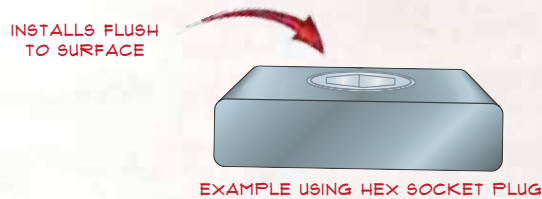
3/4" taper is the standard taper for NPT pipe threads. Plugs with these threads are not designed to install flush to the surrounding surface.



#### 7/8" TAPER FLUSH SEAL



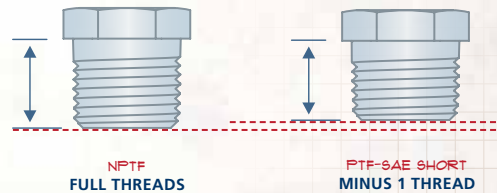
7/8" taper threads are unique in that they will allow the plug to install flush with the surrounding surface. These plugs can only be installed into tapered NPT or NPTF threaded holes.




#### DRAIN PLUGS

In addition to pipe plugs, we offer drain plugs as well. Drain plugs differ from pipe plugs in that they feature PTF-SAE Short threads. This thread profile has 1 less thread than NPTF thread profile.

*DRAIN PLUGS FEATURE PTF-SAE THREADS.*



### PART ORDERING CODES

DRIVE TYPE CODES	
SQUARE HEAD	A
HEX HEAD	B
HEX HEAD SMALL	C
SQUARE SOCKET	D
HEX SOCKET	E
SLOTTED	F
SIX LOBE	G
HEX SKT. FOR GAS	H
7/8" TAPER FLUSH	J
 3/4" TAPER FLUSH	K

SPECIFICATION CODES		
ASME B16.11		11
ASME B16.14		14
SAE J531		31
7/8" TAPER FLUSH		78
 DIN 906/3858		B6
 DIN 909/3858		B9
 BSPT/BS21		B6
 DIN 906/158		D6
 DIN 909/158		D9
 JIS D2101		JF
3/4" TAPER FLUSH		JF
 JIS D2101		JS
SS-102		02

MATERIAL CODES	
LOW CARBON STEEL	LC
ALLOY STEEL	AS
STAINLESS STEEL	SS
316 STAINLESS STEEL	S6
BRASS	BR
ALUMINUM	AL
FORGED STEEL	FS
CAST STEEL	CS

FINISH CODES	
PLAIN	PL
BLACK OXIDE	BO
CADMIUM	CD
DELATONE / DELTA SEAL	DS
GEOMET	GT
ZINC CLEAR TRIVALENT	Z3
ZINC YELLOW TRIVALENT	Y3
ZINC YELLOW HEXAVALENT	Y6
ZINC PHOSPHATE	ZP

All manufacturer names and numbers are for cross reference identification purposes only. In no way are we implying that our parts were made by the manufacturers listed. Prices, materials, dimensions, tolerances, designs and grades subject to change without notice. © G.L. Huyett 2011

## PIPE PLUGS

Governing standards notate both the design and manufacture of pipe plugs. Listed below are prevailing standards. All of our standard plugs are manufactured from carbon steel utilizing a cold forming process. Hot forged and cast plugs are available upon special request.

### SAE J531

AUTOMOTIVE STANDARD

31

This standard provides complete general and dimensional specifications for pipe, filler and drain plugs commonly used in the automotive industry. Pipe plugs specified within this standard have NPTF threads. Filler and drain plugs within this standard have PTF-SAE Short threads.



- COLD FORMED
- BRIGHT/ SMOOTH SURFACE

### ASME B16.11

FORGED FITTING STANDARD

11

This standard covers the dimensions, ratings, tolerances, marking and material requirements for forged fittings. Pipe plug designs covered by this standard are the Hex and Square head types. Even though the standard identifies NPT threads, NPTF threads are applied as these threads provide better resistance to leakage over the NPT thread design. Where hot forged plugs are required, the governing ASTM standard must be stated.

- FORGED USING COLD HEADING EQUIPMENT
- SEMI-SMOOTH/ BRIGHT SURFACE
- HOT FORGED AVAILABLE BY SPECIAL ORDER




### ASME B16.14

CAST FITTING STANDARD

14

Provides technical information about plugs of certain designs manufactured from casting, ductile iron and steel. Even though the standard identifies NPT threads, NPTF threads are applied as these threads provide better resistance to leakage over the NPT thread design.



- CAST IN A MOLD AVAILABLE BY SPECIAL ORDER
- BLACK/ DINGY FINISH WITH SMOOTH THREADS
- CAST FITTING AVAILABLE BY SPECIAL ORDER

D6

### DIN 906/158

HEX SOCKET METRIC THREADS

DIN

This standard governs the manufacture of Hex Socket pipe plugs with metric tapered pipe threads.

- COLD FORMED
- BRIGHT/ SMOOTH SURFACE

D9

### DIN 909/158

SMALL HEX HEAD METRIC THREADS

DIN

This standard governs the manufacture of Small Hex Head pipe plugs with metric tapered pipe threads.

- COLD FORMED
- BRIGHT/ SMOOTH SURFACE



### DIN 906/3858

HEX SOCKET BRITISH THREADS

B6

This standard governs the manufacture of Hex Socket pipe plugs with British tapered pipe threads.

- COLD FORMED
- BRIGHT/ SMOOTH SURFACE



### DIN 909/3858

SMALL HEX HEAD BRITISH THREADS

B9

This standard governs the manufacture of Small Hex Head pipe plugs with British tapered pipe threads.

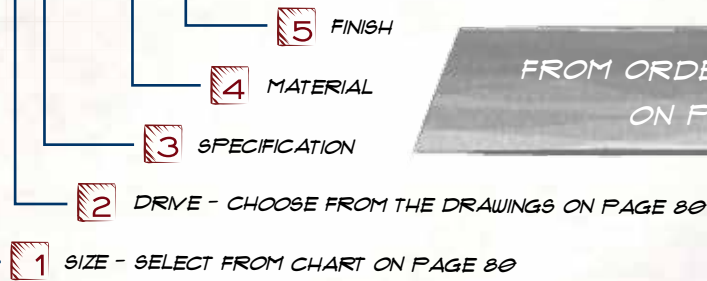
- COLD FORMED
- BRIGHT/ SMOOTH SURFACE

## PIPE PLUGS

### HOW TO ORDER

(IMPERIAL)  
PP - 0500A11 - LCPL

(METRIC)  
PP - M20CD9 - LCPL



FROM ORDERING CODES  
ON PAGE 81

IMPERIAL DRIVE TYPE OPTIONS										
THREAD SIZE	DRIVE TYPE CODES									
	A	B	C	D	E	F	G	H	J	K
1/16-27	X	X	X	X	X	X	X	-	X	-
1/8-27	X	X	X	X	X	X	X	-	X	-
1/4-18	X	X	X	X	X	-	X	-	X	-
3/8-18	X	X	X	X	X	-	X	-	X	-
1/2-14	X	X	X	X	X	-	X	-	X	-
3/4-14	X	X	X	X	X	-	X	-	X	-
1-11.5	X	X	X	X	X	-	-	-	X	-

IMPERIAL DRIVE TYPE OPTIONS, CONT.										
THREAD SIZE	DRIVE TYPE CODES									
	A	B	C	D	E	F	G	H	J	K
1 1/4-11.5	X	X	-	X	X	-	-	-	X	-
1 1/2-11.5	X	X	-	X	X	-	-	-	X	-
2-11.5	X	X	-	X	X	-	-	-	-	-
2 1/2-8	X	X	-	X	-	-	-	-	-	-
3-8	X	X	-	X	-	-	-	-	-	-
4-8	X	X	-	X	-	-	-	-	-	-

BRITISH DRIVE TYPE OPTIONS										
THREAD SIZE	DRIVE TYPE CODES									
	A	B	C	D	E	F	G	H	J	K
1/8-28	X	X	X	-	X	-	-	X	-	X
1/4-19	X	X	X	-	X	-	-	X	-	X
3/8-19	X	X	X	-	X	-	-	X	-	X
1/2-14	X	X	X	-	X	-	-	X	-	X
3/4-14	X	X	X	-	X	-	-	X	-	X
1-11	X	-	-	-	X	-	-	X	-	X
1 1/4-11	-	-	-	-	X	-	-	-	-	X

METRIC DRIVE TYPE OPTIONS										
THREAD SIZE	DRIVE TYPE CODES									
	A	B	C	D	E	F	G	H	J	K
M6 x 1.0	-	-	-	-	X	-	-	-	-	-
M8 x 1.0	-	-	X	-	X	-	-	-	-	-
M10 x 1.5	-	-	X	-	X	-	-	-	-	-
M12 x 1.5	-	-	X	-	X	-	-	-	-	-
M14 x 1.5	-	-	X	-	X	-	-	-	-	-
M16 x 1.5	-	-	X	-	X	-	-	-	-	-
M18 x 1.5	-	-	X	-	X	-	-	-	-	-
M20 x 1.5	-	-	X	-	X	-	-	-	-	-
M22 x 1.5	-	-	X	-	X	-	-	-	-	-
M24 x 1.5	-	-	X	-	X	-	-	-	-	-
M26 x 1.5	-	-	-	-	X	-	-	-	-	-
M30 x 1.5	-	-	-	-	X	-	-	-	-	-

All manufacturer names and numbers are for cross reference identification purposes only. In no way are we implying that our parts were made by the manufacturers listed. Prices, materials, dimensions, tolerances, designs and grades subject to change without notice. © G. L. Huyett 2011